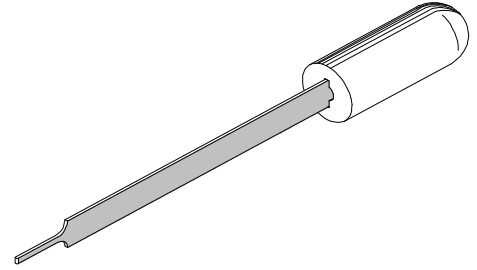




**Extractor Tool
Instruction Sheet
Order No. 11-03-0016
(HTA2174)**



FEATURES

- This tool is designed to extract many different terminal series from various plug and receptacle housings. See Chart below.

SCOPE

Products: Flat Blade Crimp Terminal, Series 1508, Female, 14-18 AWG (or 18 AWG Double Crimp).
 3.96mm (.156") Pitch KK® Crimp Terminal 2478, 18-24 AWG.
 3.96mm (.156") Pitch KK® Crimp Terminal 2578, 22-26 AWG.
 3.96mm (.156") Pitch MarKK™ Crimp Terminal, 18 to 20 AWG.

Terminal Series No.	Housings Series No.	Terminal Order No.					
1508		05-06-0117	05-06-0118				
2478	2139 2574 3069 5239 5265 6422 41695	08-50-0001	08-50-0091	08-52-0027	08-55-0103	08-65-0114	39-00-0349
		08-50-0006	08-50-0093	08-52-0044	08-55-0104	08-65-0115	39-00-0350
		08-50-0014	08-50-0105	08-52-0045	08-55-0133	39-00-0103	40-01-1118
		08-50-0015	08-50-0106	08-52-0046	08-55-0134	39-00-0104	40-01-1120
		08-50-0016	08-50-0119	08-52-0047	08-56-0105	39-00-0133	50-29-1689
		08-50-0045	08-50-0120	08-52-0071	08-56-0106	39-00-0134	50-29-1762
		08-50-0046	08-50-0146	08-52-0072	08-56-0153	39-00-0286	50-29-1768
		08-50-0047	08-50-0147	08-52-0073	08-56-0154	39-00-0342	50-30-4428
		08-50-0055	08-50-0271	08-52-0074	08-58-0103	39-00-0343	50-30-4429
		08-50-0056	08-50-0281	08-52-0811	08-58-0104	39-00-0344	50-34-8596
		08-50-0063	08-51-0001	08-52-0812	08-58-0114	39-00-0345	50-34-8597
		08-50-0064	08-51-0720	08-53-0004	08-58-0115	39-00-0346	50-36-1609
		08-50-0073	08-52-0023	08-53-0811	08-58-0121	39-00-0347	50-36-1611
		08-50-0074	08-52-0024	08-53-0812	08-58-0122	39-00-0348	
2578	2139 2574 3069 5239 5265 6422 41695	08-50-0018	08-50-0111	08-55-0121	08-56-0161	08-65-0107	40-01-1119
		08-50-0019	08-50-0133	08-55-0123	08-56-0162	08-65-0108	40-07-1105
		08-50-0061	08-50-0134	08-55-0132	08-56-0163	08-65-0109	40-07-1106
		08-50-0062	08-50-0504	08-55-0137	08-58-0125	08-65-0110	50-29-1767
		08-50-0065	08-52-0116	08-56-0107	08-58-0126	08-65-0111	50-29-1877
		08-50-0066	08-52-0117	08-56-0108	08-59-0101	08-65-0116	50-29-1878
		08-50-0107	08-55-0105	08-56-0121	08-60-0003	08-65-0117	
		08-50-0108	08-55-0106	08-56-0122	08-60-0004	40-01-1117	
45570	6442	45570-3000	45570-3004	45570-3052	45570-3102	45570-3202	
	41695	45570-3002	45570-3050	45570-3054	45570-3104	455703204	

Note: All Individual terminals may be extracted from the housing using this Tool.

OPERATION:

1. Insert the Extractor Tool into the slot on the bottom of the connector housing as shown in Figure 1.
2. Depress the terminal-locating tab, push the terminal back through the connector slot and pull the terminated wire out in the direction of the arrow as shown.
3. On housings without exposed locking tab windows, insert as shown in Figure 2 to depress locking tab and pull wire out.

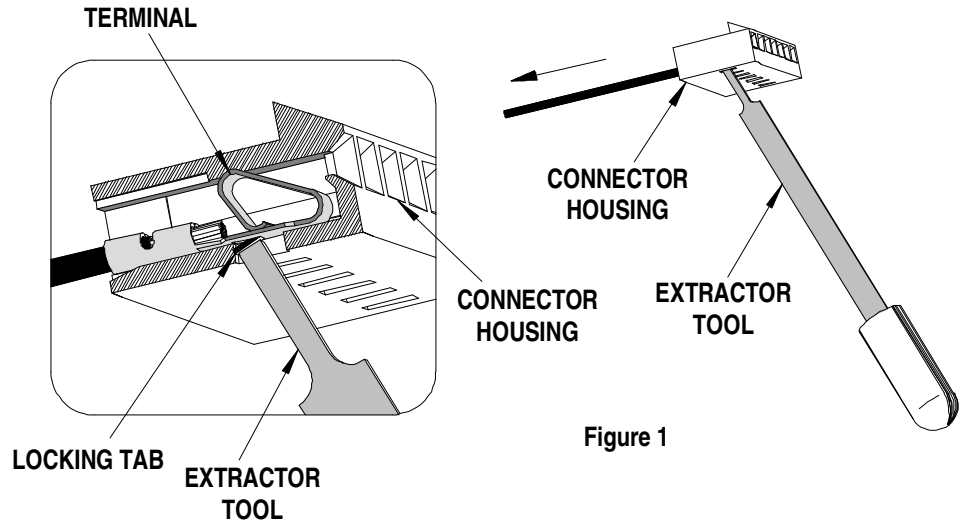


Figure 1

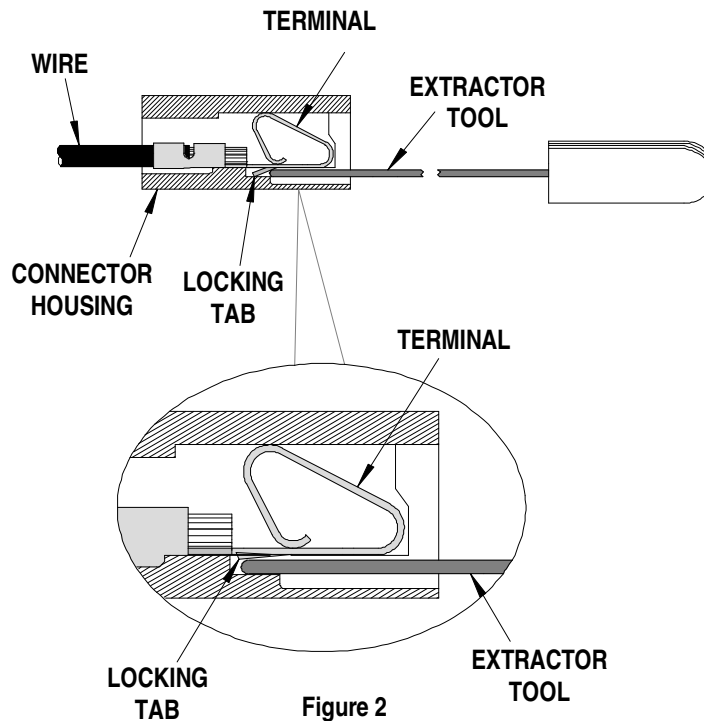


Figure 2

Molex does not offer repair parts for this Tools due to the inexpensive nature of the tool

CAUTION: Molex specifications are valid only when used with Molex terminals, applicators and tooling.

Americas Headquarters
 Lisle, Illinois 60532 U.S.A.
 1-800-78MOLEX
 amerinfo@molex.com

Far East North Headquarters
 Yamato, Kanagawa, Japan
 81-462-65-2324
 feninfo@molex.com

Far East South Headquarters
 Jurong, Singapore
 65-6-268-6868
 fesinfo@molex.com

European Headquarters
 Munich, Germany
 49-89-413092-0
 eurinfo@molex.com

Corporate Headquarters
 2222 Wellington Ct.
 Lisle, IL 60532 U.S.A.
 630-969-4550
 Fax: 630-969-1352

Visit our Web site at <http://www.molex.com>